

NAUTILUS THEATRE

Civic Hall, Tasman Terrace, PORT LINCOLN. S.A. 5606
Phone/Fax (08) 8683 5088

SCHEDULE OF TECHNICAL FACILITIES (February, 2008)

(The Nautilus Theatre is situated in the Port Lincoln Soldiers' Memorial Civic Hall,
which was built in 1936.

The hall was gutted and renovated as a multi-purpose centre in 2000.

In May, 2001 it re-opened as a modern theatre to cater for all spheres of the performing arts.)

AUDITORIUM SEATING:

Maximum Seating Capacity: 500

(Retractable tiered seating on main floor 240, Upstairs Balcony 260)

(No orchestra pit)

PROSCENIUM:

Width: 12.5m

Height: 5.7m

STAGE:

Permanent: (Rear Section)

Depth: 7.2m

Width: 17.0m (Including wings)

'Pro-stage' Demountable (Front Section) (Removable at cost of labour involved.)

Depth: 4.0m

Width: 11.0m

(22 sections – 1m x 2m – in two rows)

Total Stage Area:

Depth: 11.2m

Stage front to curtain line: 1.7m

Curtain line to rear wall: 9.5m

Width OP stage wing: 2.1m

Width PS stage wing: 2.3m

Height to lighting bars: 6.0m

Above front row of auditorium: 1.0m

SURFACE:

Unraked timber stage.

Masonite cover on jarah.

Sprung on brick dwarf walls.

Standard colour – grey.

STAGE MACHINERY

Lighting bar barrel length: 14.0m
Pipe outside diameter: .48m
All Lighting bars are fixed, and accessed by a tallescope.
House curtain: Manual fly
Mid curtain: Manual fly
Backstage tabs: Manual close and draw
Fly bars: Nil
Side masking tabs are fixed.

LIGHTING EQUIPMENT

16 x Acclaim 650w Fresnels with barn doors
10 x Selecon 1.2Kw Fresnels with barn doors
14 x Acclaim 650w 24-44 Profiles
6 x Acclaim 650w 18-34 Profiles
18 x Selecon Pacific 1000w 12-28 Zoom Spots
4 x Gobo holders to suit Selecon 1000w 12-28 Zoom Spots
4 x 4 Acclaim Cyc Lights
1 x Axiom 36/72 channel control desk with mux cable.
2 x Jands GP12C-A Dimmer racks (Total 24 channels)
2 x 12 Dynalite Pro Pak Dimmer racks (Total 24 channels)
(Lighting bar plan attached)
(Standard rig plan attached)

SOUND EQUIPMENT

1 x Mackie CR1604-VLZ 16 channel FOH mixing console
1 x EV P2000 amplifier – for FOH speakers
4 x EV Xi-1122-85 speaker cabinets – high quality two-way FOH speakers
1 x EV EQ231 for FOH equalization
1 x Behringer Virtualizer Pro DSP 1000P digital multi-effects processor
1 x Denon DN-T620 combined CD and Cassette player
1 x EV Q44 amplifier for monitors
1 x PEA VEY CS3000 amplifier for monitors
2 x EV Sx300 speakers – stage monitor speakers
4 x Wharfedale Pro SVP-12 speakers – stage monitor speakers
1 x EV EQ131 for monitors equalization
6 x AKG D880 microphones
2 x EV ND267S microphones
2 x EV ND468 instrument microphones
8 x Boom microphone stands
2 x Straight microphone stands

LIGHTING & SOUND CONTROLS

Control desk for sound and lighting control is situated at the centre rear of the balcony area.
Desk is serviced by a built-in multi core cable and DMX cable connected to the amp room and lighting Patch room off PS of stage.
It also has a built-in communication system with four (4) ports being available.
(One for lighting control, one for sound operator, one PS front of stage and one spare.)

STAGE DRAPES:

2 sets Black Travellers
5 Pair Blacklegs 2.7m wide x 6.0m high
1 Proscenium border 12.5m wide x 1.5m high
1 Cyclorama white wall 10.0m wide x 6.5m high

OTHER:

1 x Yamaha C7 Grand Piano

REHEARSAL / GREEN ROOM:

7.1m x 4.1m room available for rehearsal space and resting area.

DRESSING ROOMS:

2 x dressing rooms will accommodate 10 persons each, with adjacent shower/toilet facilities.
Each dressing room has 4m of fixed wardrobe hanging space.

LAUNDRY FACILITIES:

The theatre has **no** laundry facilities, but does provide an iron and ironing board.
There are laundromat facilities close to the theatre and most accommodation facilities also provide the equipment.

POWER:

3 x 240v double power points, one each side of the stage.
24 x 240v single power points (10 on each pillar at sides of stage, patched to power points in patch room)
2 x 40amp 3 phase outlets are available in the patch room off PS.

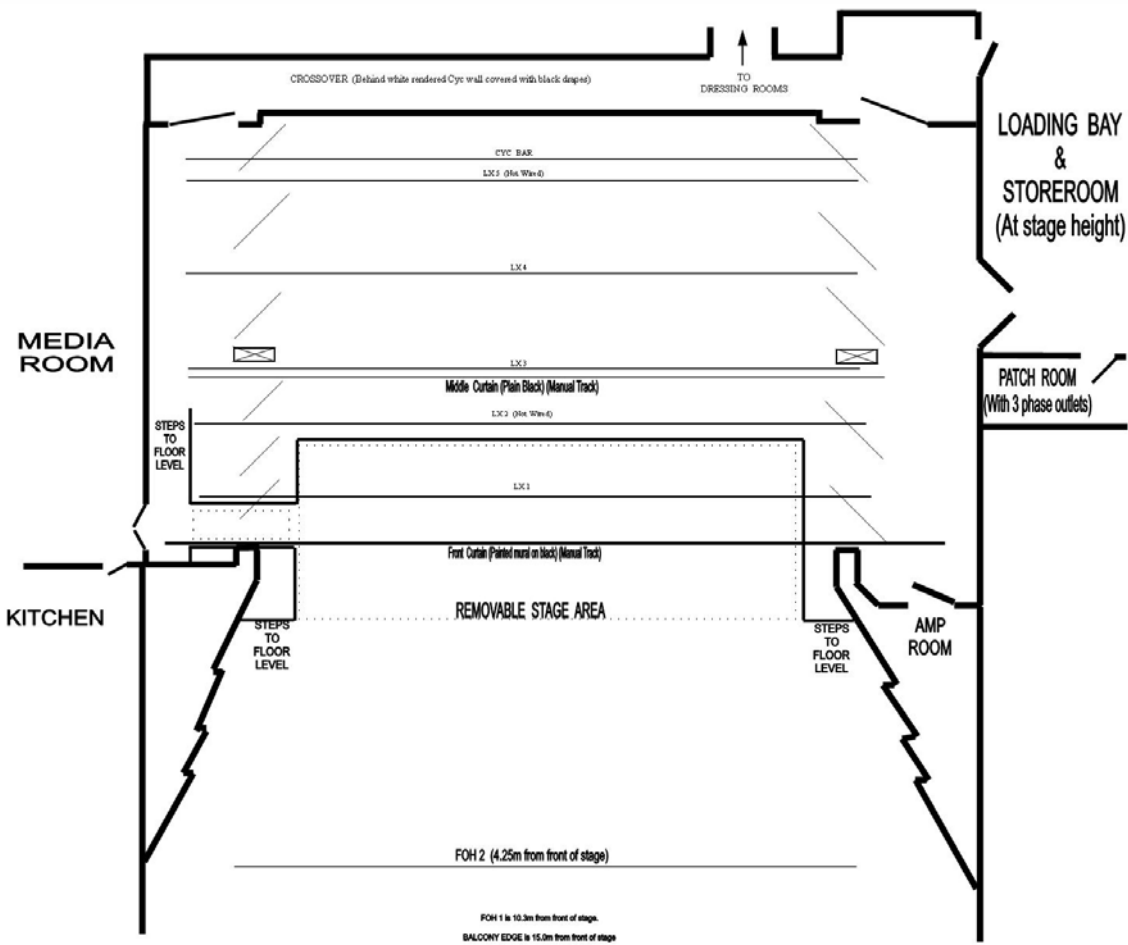
LOADING ACCESS:

9.0m length x 3.9m wide driveway on western side at rear of the theatre.
Stage is at driveway level.

***Any other equipment must be brought with you, or can be hired, with sufficient warning and subject to availability, at the cost to you.**

NAUTILUS THEATRE

STAGE PLAN
(Not to Scale)



NAUTILUS THEATRE

Standard Lighting Rig Plan

CYC. BAR
RED, BLUE, AMBER, OPEN WHITE WASH

LX5 - Not Wired



MAINS
C1-C20

LX4
Wash & Specials



1-20

LX3
Wash & Specials



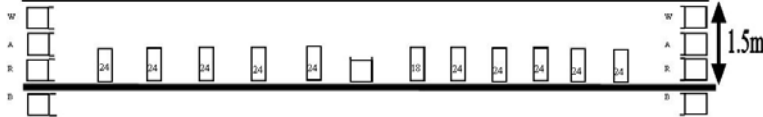
21-40

LX2 - Not Wired

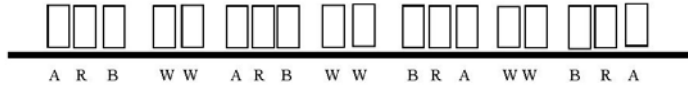


41-60

LX1
Side Wash & Specials



FOH2
Front Wash & Specials



61-80

FOH1
Useable for shallowover angles if required.

ALL BARS ARE FIXED TO THE CEILING.
THERE ARE NO FLY BARS.
TALLESCOPE AVAILABLE.



81-100

LEGEND

